

### Advantages

- Long life according to EUROBAT Classification
- High discharge performance
- 99%+ gas recombination efficiency
- Maximum charge efficiency
- Low self-discharge rate
- Easy installation and handling

### Application


- Telecommunication
- Power system
- UPS
- Emergency power

### Standards

- IEC 60896-21/22:2004
- JIS C8704-1/2:2006
- Eurobat guide
- installation compliant with EN50272-2



### Drawing



### Specification

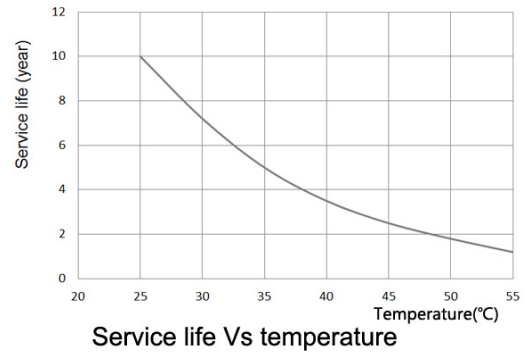
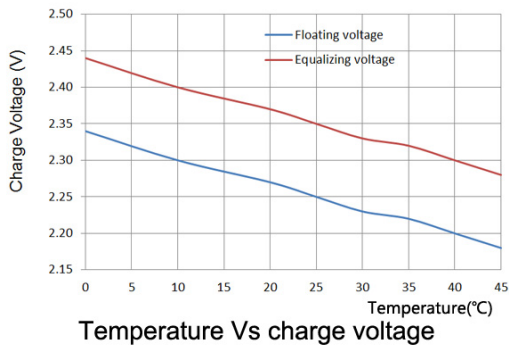
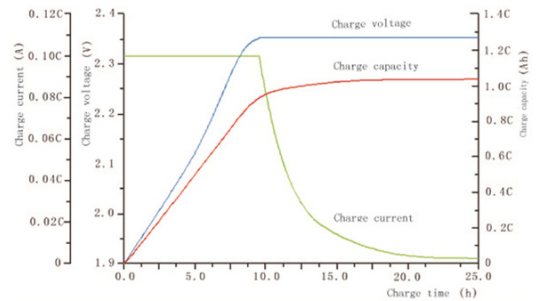
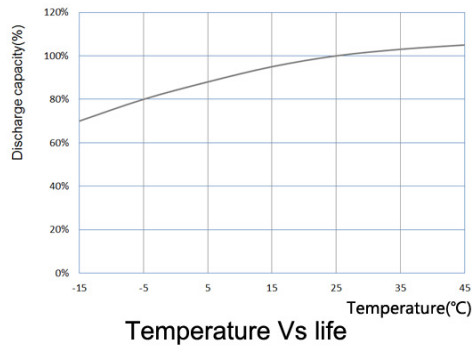
Battery Model	GFM-1500C			
Designed Life(Years)	15			
Capacity(Ah/25°C)	10HR(150A, 1.80V)	5HR(255A, 1.80V)	3HR(375A, 1.80V)	1HR(825A, 1.75V)
	1500	1275	1125	825
Dimensions	Length(mm)	Width(mm)	Height(mm)	Total Height(mm)
	318	341	341	351
Approx.Weight(Kg)	86.5			
Internal Resistance(m $\Omega$ )	0.18			
Max. Discharge Current(A/5Sec.)	7500			
Self Discharge(25°C)	<=1% per month			
Charge Voltage(V/25°C)	Cycle use		Float use	
	2.35(-3.5mV/°C),max charge current:225A		2.25(-3.5mV/°C)	

## Discharge Data

Constant current discharge data(25°C,A)															
Endvoltage (V/cell)	5min	10min	15min	20min	30min	40min	50min	1h	1.5h	2h	3h	5h	8h	10h	24h
1.60	3150	2433	2014	1733	1376	1153	999	870	667	542	400	268	185	155	66.1
1.65	2864	2228	1861	1615	1298	1098	958	855	651	533	394	264	183	153	65.7
1.67	2767	2137	1791	1560	1261	1071	938	843	643	528	391	263	182	153	65.5
1.70	2615	2045	1721	1505	1223	1044	917	830	635	523	388	261	182	152	65.3
1.75	2287	1884	1621	1434	1182	1016	896	825	625	514	382	258	180	151	64.9
1.80	2008	1744	1530	1368	1138	982	869	786	607	502	375	255	178	150	64.4

Constant power discharge data(25°C,W/Cell)															
Endvoltage (V/cell)	5min	10min	15min	20min	30min	40min	50min	1h	1.5h	2h	3h	5h	8h	10h	24h
1.60	4590	3945	3327	2945	2317	1943	1718	1530	1191	984	731	495	356	297	133
1.65	4217	3582	3048	2716	2153	1830	1634	1478	1145	950	711	486	352	292	131
1.67	3969	3432	2941	2628	2081	1782	1590	1456	1131	937	704	483	350	291	130
1.70	3722	3282	2835	2540	2009	1735	1546	1435	1116	925	696	480	347	289	129
1.75	3335	3035	2642	2361	1884	1630	1476	1368	1085	901	682	471	343	286	127
1.80	3065	2785	2421	2175	1766	1540	1423	1306	1052	877	668	463	338	283	125

## Performance Curve



**Sacred Sun Power Source Co.,Ltd.**

No.1 Shengyang Road, Qufu City, PRC  
 Website: www.sacredsun.com

**Sacred Sun Asia Pacific**

10Q,10thFloor, Xinbaohui Building, Nanhai Boulevard,  
 Nanshan, Shenzhen, PRC.

**Sacred Sun Europe SPRL**

Paul Dejaerlaan 4b, B 1060 Brussel, Belgium

